

Infratec Classic

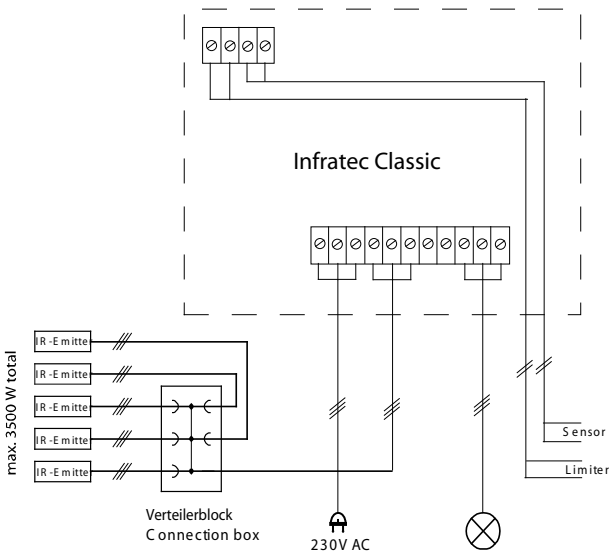
For infrared operation

- Casing: Built-in unit for flush mounting
- Control buttons: Switches as membrane keyboard
on / off as rocker switch.
- Control: electronically via KTY-Sensor and safety
temperature limiter 139°C
- Heating time shut-off: 1 - 99 minutes
- Completely premounted with connecting cable and earthing pin
plug, 3-pole silicone cable for cabin lighting as well as connecting
cable for the IR heating lamp.

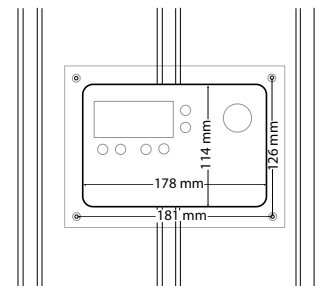


MADE IN GERMANY

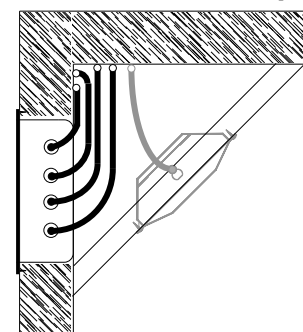
Connection diagram



Installation cut-out



Installation example



Art. No.	Electrical connection/ power	Fuse	Heating time shut-off	Control range	Dimensions H/W/D	Environmental temperature	Weight without package approx.
94.4334	230 V N AC 50 Hz max. 3,5 kW	16 A	1 - 99 Min.	30 - 70° C	139 x 194 x 49 mm	-10 bis 40° C	1,0 kg

Subject to technical modifications