



Technical data sheet

Herkules XL S50

**Sauna heater for commercial saunas.
Floor-standing model.**

Luxury class floor-standing sauna heater for the Finnisch (dry) sauna. The unique double rock store ensures excellent heat storage capacity and allows frequent water infusions. The rock store is placed above the heating elements for easy servicing and improved air convection.

Your advantages:

- Durable construction. Completely made of stainless steel.
- Double rock store for excellent heat storage and powerful water infusions. With essence & herbs cup.
- Slim design, only 38,5 cm depth.
- Exclusive, rich in contrast design with brushed stainless steel front and anthracite pearl effect coated side panels.
- Easy to install and to service, rock store placed above heating elements.
- VDE approved for safety and norm compliance.
- Made in Germany quality from EOS.

Specifications:

Outer shell:	Anthracite pearl effect powder coated sides, brushed stainless steel front.
Top:	Stainless steel
Rear wall:	Stainless steel, blank polished
Rock store:	Stainless steel, above heating elements
Terminal box:	Stainless steel, recessed in rear wall
Power range:	12,0 and 15 kW
Power supply:	400 V 3N AC 50 Hz
Dimensions (H x W x D):	75 x 75 x 38,5 cm
Stone filling:	2 x 25 kg, incl. in delivery
Installation:	Floor-standing

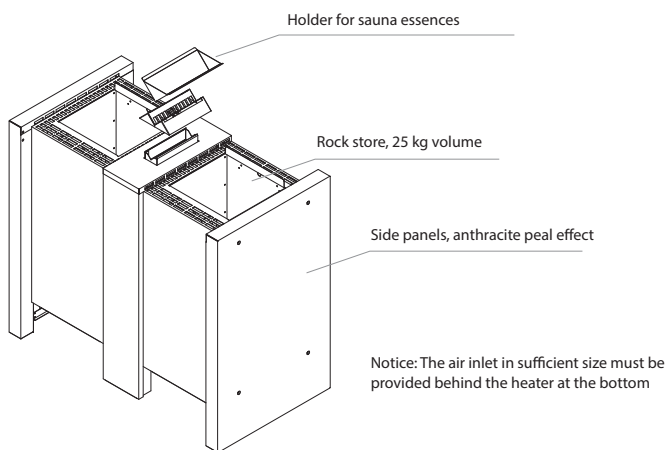
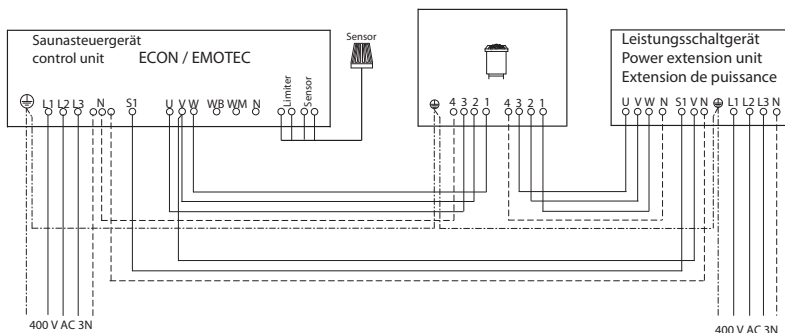


CE IPx4 MADE IN GERMANY

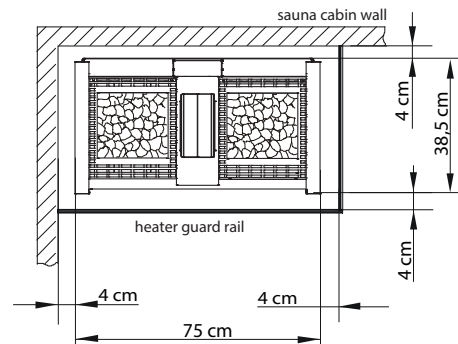


Connection diagram

12,0 - 15,0 kW



Minimum clearances



Suitable control units

Model	Item no.
Econ D1	94.5202
Econ D2	94.5204
Econ D3	94.5549
Emotec D	94.5559
Emotec DC9000	94.4674
EmoTouch II Plus	

Power extension unit (e.g. Emotec L09R) is required for 12 and 15 kW heaters.

Technical specifications

Power output	Connection mains - control unit	Connection control unit - heater	Connection mains - LSG	Connection LSG - heater	Connection control unit - LSG unit
12.0 kW	5 x 2.5 mm ²	5 x 1.5 mm ²	5 x 2.5 mm ²	5 x 1.5 mm ²	4 x 1.5 mm ²
15.0 kW					

All cross sections of a line are minimum diameters in mm² (copper wire).

Spare heating elements

Description	Item no.
For 12,0 kW (6 x 2000 W)	2000.8085
For 15,0 kW (10 x 1500 W)	2000.8085

Item no.	Power output	Electrical connection	Fuse protection control unit	Fuse protection LSG unit	Dimensions H/W/D, in cm	For sauna cabin size	Min. size air inlet and outlet	Weight without rocks	Stone filling	Power extension required
94.8775	12.0 kW	400V 3N AC 50 Hz	3 x 16 A	3 x 16 A	75 / 75 / 38,5	14 - 18 m ³	35 x 7 cm	49 kg	50 kg	yes
94.8776	15.0 kW					18 - 25 m ³	35 x 9 cm			