



Technical data sheet

Germanius

Sauna heater for domestic and commercial saunas. Floor-standing model.

Luxury class sauna heater for the Finnisch (dry) sauna. Stylish anthracite coated side wings of aluminium and the curved quartz glass front panel provide this model its unique massive, throne-like design. The hidden window in the inner shell provides the spectacular "fireplace" light effect during operation.

Your advantages:

- Exclusive designer heater for demanding, design-oriented saunas.
- Spectacular "fireplace" lighting effect during operation.
- Massive die-cast aluminium side wings and curved quartz glass front panel.
- Extra large 60 kg rock store.
- Robust, durable and service-friendly construction.
- Made in Germany quality from EOS.

Specifications:

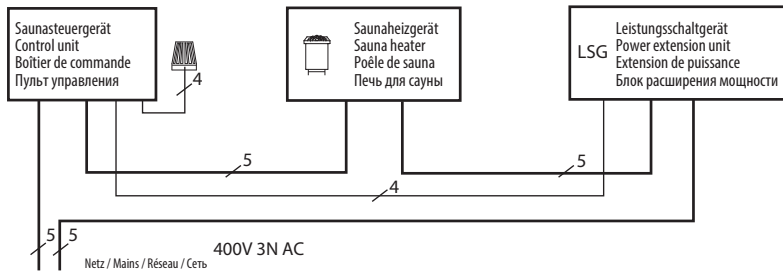
Side panels:	Die-cast aluminium, anthracite pearl effect powder coating, scratch resistant
Front side:	Curved smoked quartz glass panel
Top:	Brushed stainless steel
Rear wall:	Stainless steel, blank polished
Rock store:	Stainless steel, above heating elements
Terminal box:	Stainless steel, at the rear side
Power range:	12.0, 15.0 and 18.0 kW
Power supply:	400 V 3N AC 50 Hz
Dimensions:	92,5 x 62 x 51 cm
Stone filling:	60 kg, incl. in delivery
Installation:	Floor-standing



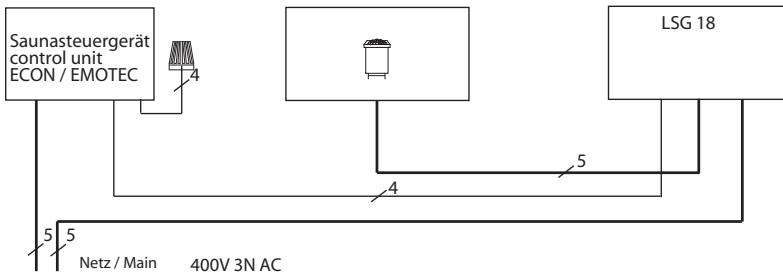
CE IPx4 MADE IN GERMANY 

Connection diagram

12,0 - 15,0 kW



18,0 kW



Technical specifications

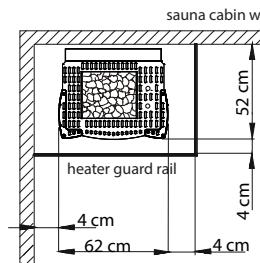
Power output	Electrical connection	Connection mains - control unit	Connection control unit - heater	Connection mains - LSG	Connection LSG - heater	Connection control unit - LSG unit
12,0 kW	3N AC 50 Hz 400 V	5 x 2,5 mm ²	5 x 1,5 mm ²	--	--	--
15,0 kW			5 x 1,5 mm ²	5 x 2,5 mm ²	5 x 1,5 mm ²	4 x 1,5 mm ²
18,0 kW			--	5 x 6 mm ²	5 x 6 mm ²	4 x 1,5 mm ²

All cross sections of a line are minimum diameters in mm² (copper wire).

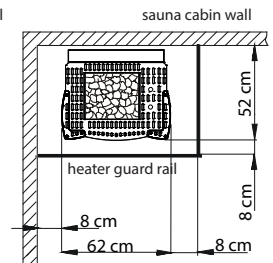
Item no.	Power output	Electrical connection	Fuse protection control unit	Fuse protection LSG unit	Dimensions H/W/D, in cm	For sauna cabin size	Min. size of air inlet and outlet	Weight without rocks	Stone filling	Power extension required
94.3931	12,0 kW	3N AC 50 Hz 400 V	3 x 16 A	--	92,5 / 62 / 51	14 - 18 m ³	35 x 7 cm	51 kg	60 kg	yes
94.3932	15,0 kW			3 x 16 A		18 - 25 m ³	35 x 9 cm			yes
94.3933	18,0 kW			3 x 35 A		24 - 30	35 x 11 cm			yes, LSG18

Minimum clearances

For 12 - 15 kW



For 18 kW



Minimal inner sauna cabin height should be at least 190 cm.

Suitable control units

Model	Item no.
Econ D2	94.6138
Econ D3	94.6140
Econ D4	94.5842
Emotec D	94.5559
EmoStyle D	94.6316
EmoStyle Di	94.6393
EmoTouch 3	94.5561

Power extension unit is required for 12, 15 and 18 kW heaters.

Spare heating elements

Description	Item no.
For 12,0 kW (9 x 1333 W)	2001.1598
For 15,0 kW (9 x 1666 W)	2001.3763
For 15,0 kW (9 x 1333 W)	2001.3931
Mounting brackets for wood rail	94.4356
Essence oil tray	94.4884
Herbs bowl with mounting	94.4885
Herbs bowl with „wave“ holder	94.4221