



Technical data sheet

With online configurator!

# EOS Selection

Sauna heater for domestic and commercial saunas. Floor-standing model.

EOS Selection is a premium-class floor-standing dry sauna heater in puristic, straight-lined design.

Build this luxurious heater of your dream in a few simple and easy steps online with the new EOS configurator.

## Your benefits and advantages:

- Spec the design up to your liking in a few simple steps with the EOS online configurator - simply use the QR code below.
- Outer shell and top cover available in polished stainless steel or with anthracite, matt black or matt white finish.
- Stylish guard rail crafted of solid Abachi or walnut can be added as an option to complement the heater design.
- Uniform appearance on all sides. No disturbing rear side - great for installation in front of glass or central position.
- Durable stainless steel construction. Perfectly balanced rock store size and air convection performance. Stone compartment separated from the heating elements.
- Easy to service - no stone removal necessary for heating element replacement.
- Made in Germany quality by EOS.

## Specifications:

Outer shell and top:	Stainless steel, polished or with powder-coated finish
Rear side:	As the main housing
Inner shell / rock store:	Stainless steel
Power range:	7.5, 9.0, 10.5 and 12.0 kW
Power supply:	400 V 3N AC 50 Hz
Rock store volume:	approx. 35 - 40 kg (stones optional)
Size (H x W x D):	75 x 42 x 42 cm (adjustable feet)
Installation:	Floor-standing



- Exterior: matt black
- Top cover: stainless steel
- White quartz stones
- Guard rail, Abachi wood (3-sided)

## Model examples:



- Exterior: stainless steel
- Top cover: anthracite
- Classic sauna stones
- Guard rail, Abachi wood (3-sided)



- Exterior: anthracite
- Top cover: matt white
- Classic sauna stones
- Guard rail, walnut wood (4-sided)



- Exterior: matt white
- Top cover: matt black
- Classic sauna stones
- Guard rail, Abachi wood (3-sided)

Build the sauna heater of your dream online!

[www.eos-sauna.com/en/selection](http://www.eos-sauna.com/en/selection)

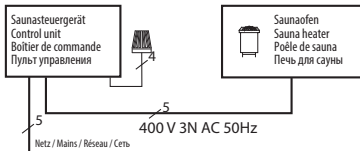


CE EAC IPx4

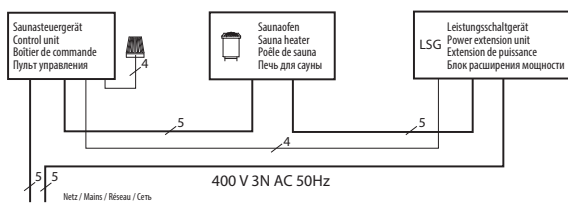
MADE IN GERMANY

### Connection overview

#### 7,5 + 9,0 kW



#### 10,5 + 12,0 kW



### Spare heating elements

Beschreibung	Artikel-Nr.
Für 7,5 kW (5 x 1500W)	2000.8085
Für 9,0 kW (6 x 1500 W)	2000.8085
Für 10,5 kW (3x1500W, 3x2000W)	2000.8085/8086
Für 12,0 kW (6 x 2000 W)	2000.8086

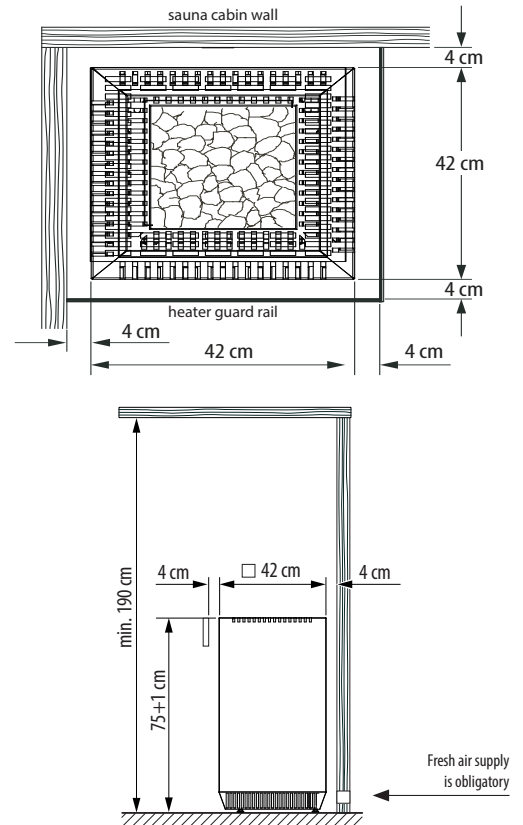
### Technical specifications

Power output	Connection mains - control unit	Connection control unit - heater	Connection mains - LSG	Connection LSG - heater	Connection control unit - LSG unit
7,5 kW	5 x 2,5 mm <sup>2</sup>	5 x 1,5 mm <sup>2</sup>	--	--	--
9,0 kW					
10,5 kW			5 x 2,5 mm <sup>2</sup>	5 x 1,5 mm <sup>2</sup>	4 x 1,5 mm <sup>2</sup>
12,0 kW					

Alle Angaben zu Leitungsquerschnitten sind Mindestquerschnitte in mm<sup>2</sup> Kupferleitung

Power output	Electrical connection	Fuse protection control unit	Fuse protection LSG unit	Dimensions H/W/D, in cm	For sauna cabin size	Min. size air inlet and outlet	Weight withouth rocks	Stone filling	Power extension required
7,5 kW	400 V 3N AC 50 Hz	3 x 16 A	--	75 / 42 / 42	7 - 10 m <sup>3</sup>	35 x 5 cm	31 kg	ca. 35 - 40 kg	nein
9,0 kW					9 - 14 m <sup>3</sup>	35 x 6 cm			
10,5 kW			11 - 15 m <sup>3</sup>		35 x 6 cm	EmoTec LSG 09R			
12,0 kW			14 - 18 m <sup>3</sup>		35 x 7 cm				

### Minimum clearances



### Suitable control units

Modell
EOS Econ D series (Econ D1 up to 9 kW)
EOS EmoTec D series
EOS EmoStyle D / Hi series
EOS EmoTouch series