



# WCI01 module

## Remote sauna control module for mobile devices.

With the EOS remote sauna control module WCI01 and a free EOS Sauna Control web app you can control up to 8 saunas with your smartphone or a tablet PC from any location (requires internet connection).

### Your advantages:

- Sauna control from any location worldwide (requires internet access) thanks to the operation on dynamic IP address basis
- Fast, simple installation and setup
- Compact size cap rail housing with pre-mounted sauna bus cable for connection to the sauna control unit (plug & play)
- Free web app for smartphones and tablets (Android, iOS)
- Allows control of up to 8 saunas with one app
- Up to 8 users can control the sauna control unit
- Automatic detection of the sauna control unit model
- Made in Germany quality from EOS

### Specifications and features:

Housing:	plastic, with cap rail housing
Power consumption:	< 1 W
Operating temperature:	from -20°C to 40°C
Connections:	1 x EOS sauna bus (6P6C, RJ12 plug) 1 x 10/100 Base-T Ethernet RJ45 jack, shielded
IP address distribution:	per DHCP, IPv4
Required ports:	7250 (firewall, for cloud connection)
Power supply:	24 V DC (via EOS sauna bus)
Installation:	wall-mounting on cap rail (requires IPx4 protection), may not be installed in corrosive atmosphere or environment subject to moisture condensation



Free EOS Sauna Control app for Apple iOS and Android mobile devices - control your sauna on the go!  
Mobile devices not included in the scope of delivery.

Compatible only with the following sauna control units:

- EOS Emotec series
- EOS EmoStyle series
- EOS Emotouch II+ and 3



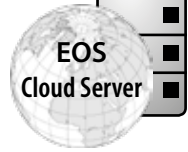
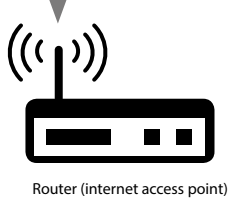
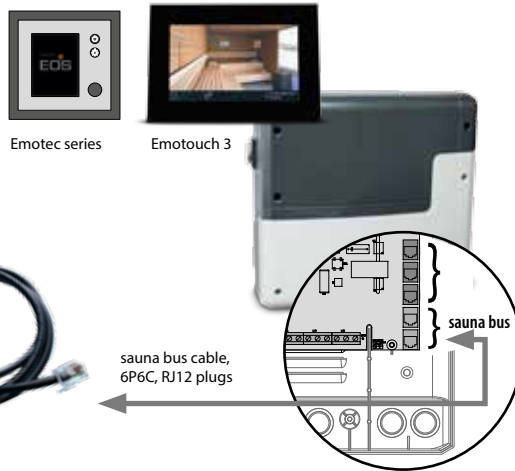
MADE IN GERMANY

### Connection overview

Compatible sauna control units:

- Emotec series
- EmoStyle series
- EmoTouch II+ Sauna
- Emotouch 3 Sauna

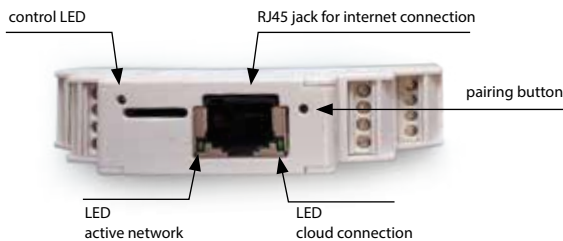
A firmware update may be necessary on some older models.



Smartphones or tablet PCs with Android or Apple iOS operating system and EOS Sauna Control web app



### Position of control elements



### Setup



- install the EOS Sauna Control app
- enter the MAC address (printed on the module)
- name your sauna
- name your mobile device
- touch the „pair“ symbol
- within 60 sec press the „pair“ button for 1 sec with a pointed tool on the module
- control LED will flash red shortly to confirm successful pairing
- web app will display the replicated image of the local sauna control unit interface

Currently only the mobile devices using an Android or Apple iOS are supported.

**For remote access and operation you will require an internet access which may cause additional costs.**

### Safety advice

**⚠ In the CENELEC countries the system may be only used in combination with the appropriate sauna heater safety system as per norm DIN EN 60335-2-53, such as the cover protection safety rail or a door lock system.**

**EOS strongly recommends the installation of a fire protection safety system even if legally not required. Risk of fire by remote start of the heater with an object forgotten on it!**

Item no.	Electrical connection	Connections	Power consumption	Required ports for cloud connection	Dimensions H/W/D in cm	Ambient temperature range	Weight without packing
94.5987	over sauna control unit	1 x sauna bus 6P6C, RJ12 1 x 10/100 Base-T Ethernet RJ45 jack, shielded	< 1 W	7250 (by firewall)	6 / 9 / 1,8	-20 to +40 °C	0,2 kg